

LABOUR FORCE SURVEY RELEASE INFORMATION

August 2017

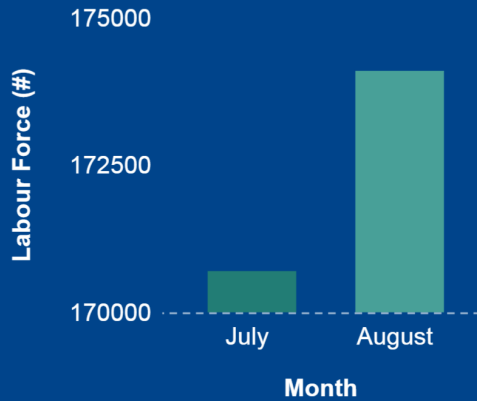
Windsor CMA

*Includes Windsor, Lakeshore,
LaSalle, Tecumseh, and
Amherstburg

Released September 8, 2017

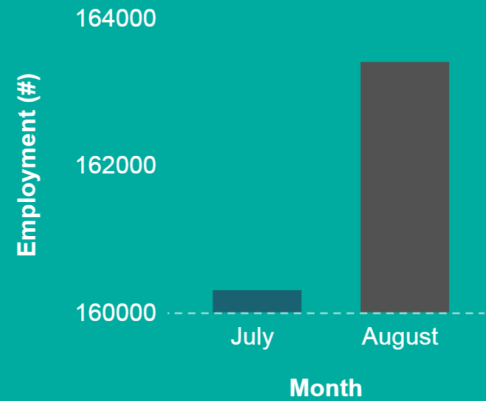
Source: Labour Force Survey, Statistics Canada

Labour Force



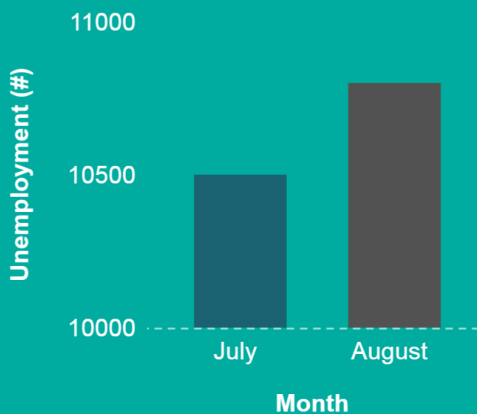
The labour force in Windsor CMA increased 3,400 from 170,700 in July to 174,100 in August.

Employment



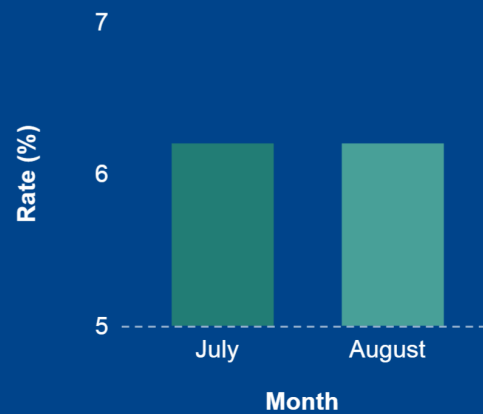
The level of employment in the Windsor CMA increased 3,100 from 160,300 in July to 163,400 in August.

Unemployment



The number of unemployed individuals increased 300 from 10,500 in July to 10,800 in August.

Unemployment Rate



The unemployment rate remained the same from July to August, at 6.2%.

Windsor CMA Participation Rate: 61.0%

Unemployment rate of Ontario: 5.7%

The unemployment rate of Windsor CMA is **the same** as 12 months ago.

The labour force is seasonally adjusted, accounting and averaging for peaks in hiring around holidays, summer, etc.

The figures fall within the standard of error.