

LABOUR FORCE SURVEY RELEASE INFORMATION

September 2017

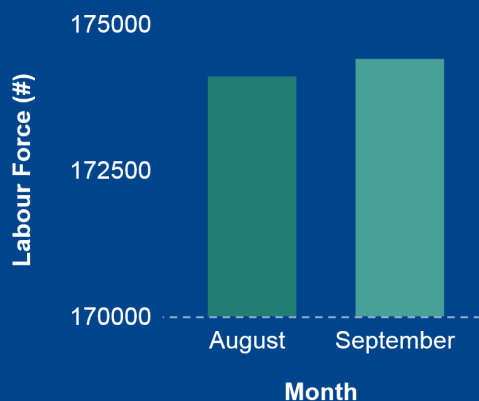
Windsor CMA

*Includes Windsor, Lakeshore, LaSalle, Tecumseh, and Amherstburg

Released October 6, 2017

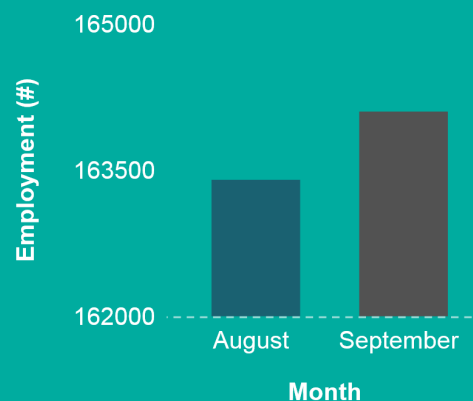
Source: Labour Force Survey, Statistics Canada

Labour Force



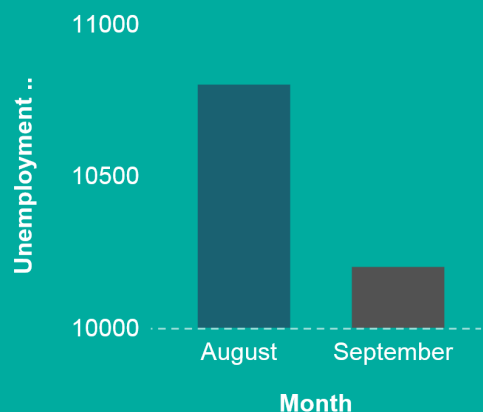
The labour force in Windsor CMA increased 300 from 174,100 in August to 174,400 in September.

Employment



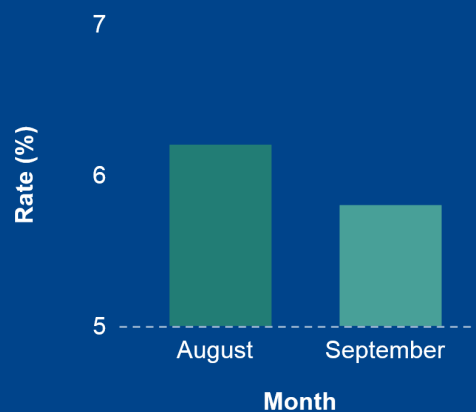
The level of employment in the Windsor CMA increased 700 from 163,400 in August to 164,100 in September.

Unemployment



The number of unemployed individuals decreased 600 from 10,800 in August to 10,200 in September.

Unemployment Rate



The unemployment rate decreased 0.4% from 6.2% in August to 5.8% in September.

Windsor CMA Participation Rate: 61.0%

Unemployment rate of Ontario: 5.6%

The unemployment rate of Windsor CMA is 0.2% higher than 12 months ago.

The labour force is seasonally adjusted, accounting and averaging for peaks in hiring around holidays, summer, etc.

The figures fall within the standard of error.